

CB 1200

Lift Tables - Single Scissor

Specifications, CB 1200

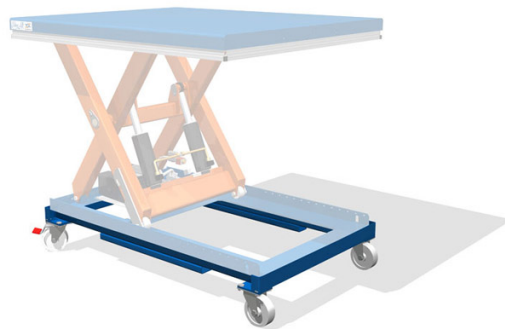
Model	CB 1200
Art. no.	524828
Capacity	1200 kg
Lift stroke	1000 mm
Closed height	210 mm
Length	1500 mm
Width	1200 mm
Lifting time	17 sec
kW	1,50 kW
Weight pack. incl.	305 kg



Accessories, CB 1200

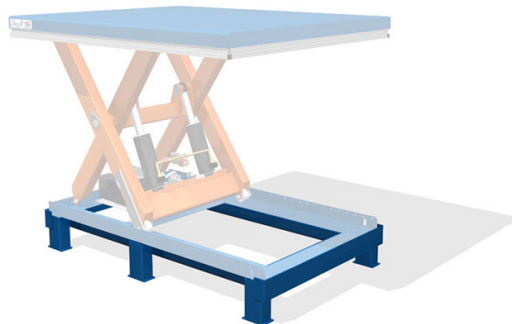
Wheel chassis

Provided with wheels the lift platform becomes a mobile. The trolley frame consists of two swivel braked caster wheels and two fixed wheels.



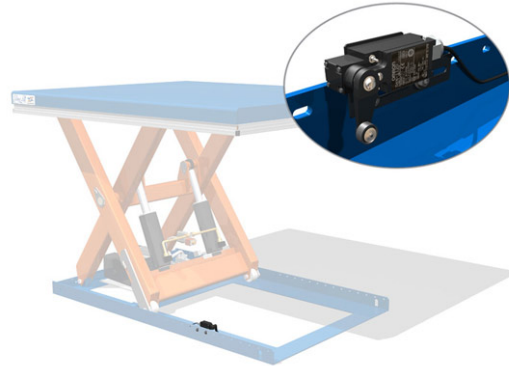
Truck handling chassis

Enables the lift table to be easily transported with a forklift or hand pallet truck.



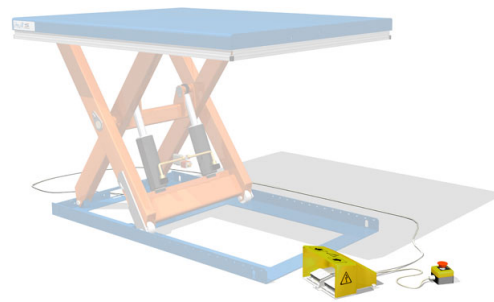
Limit switch

Stops lift at pre-set height, fully adjustable.



Foot control unit

A very good solution when you must have both hands free.



Packaging

In a rigid and durable wooden casing, in order to allow multiple handling and a safe arrival of the goods. Our product packaging is also available in a "classified version" in compliance with ISPM 15.



Lift Tables - Single Scissor

Our largest product group is made up of simple, yet powerful and versatile scissor lift tables. These single scissor lift tables can be found in a host of different operations, all equally adaptable, stable and ergonomic in design.

The lift table is often used as a means for material handling directly on the production floor or as a lorry loader outdoors at a loading dock. With a variety of performances and models, not to mention a load capacity of between 500 kilos and 10 tons, there is a lift table for every need. It is not just industry that is a major user - we also deliver to distribution centres, warehouses, stores and other service establishments.

All models in the single scissor lift table group that start with T (T models) can be customized to the end-users specific requirements. The lift table can be supplied in a variety of different colours, with a host of different accessories or control alternatives all designed to suit the individual requirements of the customer. A number of models can be of the heavy-duty variety suitable for use in intensive operations. Functionality of the lift tables can be increased with the help of a number of accessories. Examples of such accessories within the product group are: mobile base, load

flaps, guard rails, roller conveyors and turntables.

Before deciding which lift table and design is required consider all conditions. Most models for intensive use can be manufactured in HD-version. The technical data for each model can be found on this site.

Product features

- Lift table load capacity from 200 kg to 10 000 kg.
- Lift table platform length from 900 mm to 5000 mm in standard model.
- Comprehensive program of accessories and options for customization of the lift tables.
- Complies with European safety standard EN 1570-1 - CE certified.
- 24 V DC control unit and operating device with deadman's switch.
- Safety spacing between all moving parts of the lift table.
- IP54 approved electrical system.
- Overload protection.
- Adjustable trap prevention safety trip bars on all four sides of the platform.
- The lift table is equipped with hose burst valves and mechanical locks for servicing and maintenance.
- Maintenance-free bearing surface.
- PLC control with possibility to program various functions is included for the standard model.
- User manual in 20 different languages.